

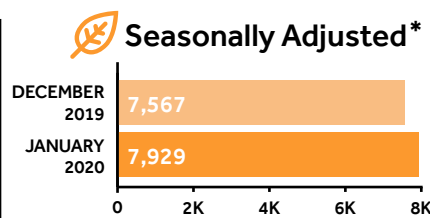
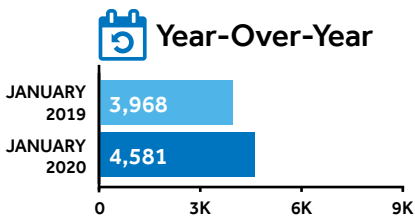
# Market Watch

## by the Numbers



### Total Residential Transactions

There were 4,581 sales in January 2020, up 15.4% compared to January 2019. On a seasonally adjusted basis, sales were up by 4.8% compared to December 2019.

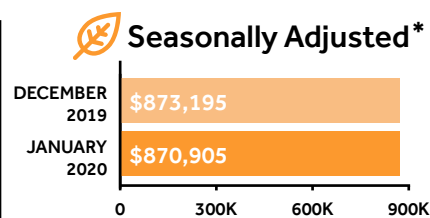
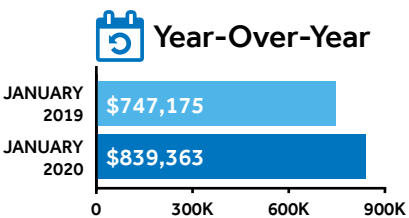


“ The fact that tens of thousands of new households form each year in the GTA is testament to our region’s competitiveness on the global stage. We attract some of the best talent available into and across a diversity of economic sectors. However, in order to remain competitive, policymakers need to continue their focus on the constrained GTA housing supply and to ensure we have an integrated and efficient transit and transportation network that will effectively allow the movement of people and goods. Research in this year’s *Market Year in Review and Outlook Report* addresses these important topics. ”

– John DiMichele, Chief Executive Officer, Toronto Regional Real Estate Board

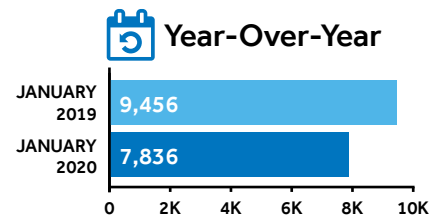
### Average Selling Price

The average selling price in January 2020 was \$839,363. On a seasonally adjusted basis, the average selling price was down by 0.2 per cent over December 2019.

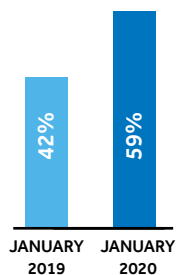


### Total New Listings

There were 7,836 homes listed in January 2020, down 17.1% per cent year-over-year.



#### Sales-to-New Listings Ratio

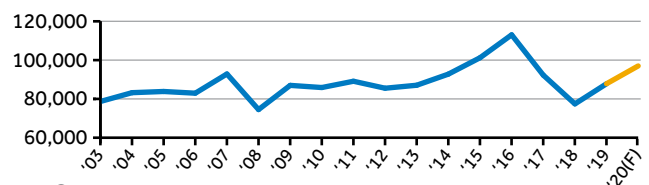


“ Robust regional economic conditions, strong population growth and low borrowing costs will support increased home sales in 2020. Market conditions will become tighter, as transactions will continue to outpace growth in available listings. The resulting increase in competition between buyers will translate into an acceleration in price growth across all major market segments. ”

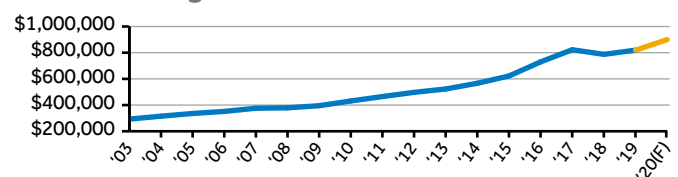
– Michael Collins, 2019/2020 Toronto Regional Real Estate Board President

### Market Outlook 2020

#### MLS® Sales Forecast



#### MLS® Average Price Forecast



\*Preliminary seasonal adjustment undertaken by CREA. Removing normal seasonal variations allows for more meaningful analysis of monthly changes and underlying trends.